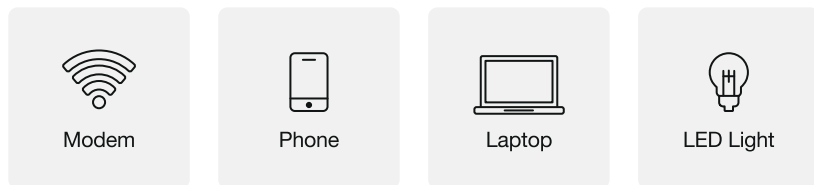



01 What it Can Run

Genki 300W Portable Power Unit



These appliances can run up to **3 hours**

Genki 1000W Portable Power Unit

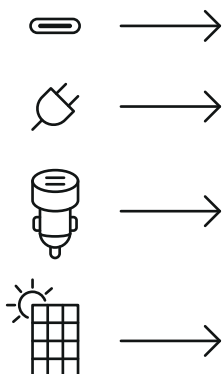


These appliances can run up to **5 hours**

02 4 Ways to Charge

Fully Charged: 4 - 5 Hours

Recharge by AC Outlet & PD Input together
Speed Increases **100%**



- PD Charge
- AC Outlet
- Car Adaptor
- Solar Panels

Several ways to recharge GenKi battery station anywhere & anytime. 220 AC wall outlet or PD fast charge at home, or through DC carport or Solar Panel (purchase separately) outdoor.

Note: PD charge input are not available for GK-300.

03 Power Station Parameters

Model	GK-300	GK-1000
Power	90000mAh 3.6V 324Wh	324000mAh 3.6V 1166Wh
Input	19V 3.5A	24V 5A
Output	DC Output 12V/ 10A (total)	DC Output 12V/ 10A (total)
	USB-A1 QC 3.0 (5V 3A / 9V 2A / 12V 1.5A)	USB Output USB1 QC3.0 / USB 5V 2.4A*3
	USB-A2 & 3 5V 2.4A (Max)	USB-C-1 Input / Output PD 100W
	USB-C Input / Output PD 27W (5V 3A / 9V 2A / 12V 2.5A)	USB-C-2 Input / Output PD 27W
AC output	110V 60Hz / 220V 50Hz	110V 60Hz / 220V 50Hz
Waveform	Pure Sine Wave	Pure Sine Wave
Size	215*160*192mm	335*231*206mm
Weight	3.2kg	9.2kg
Operating Temperature	-20°C -60°C	-20°C -60°C

SolarAdvice 

021 012 5336
010 312 6075
sales@solaradvice.co.za
www.solaradvice.co.za